



BLU  
DOT

# STRUT IN WOOD ASSEMBLY NOTES

FOUR.  
SQUARE.

## CARE

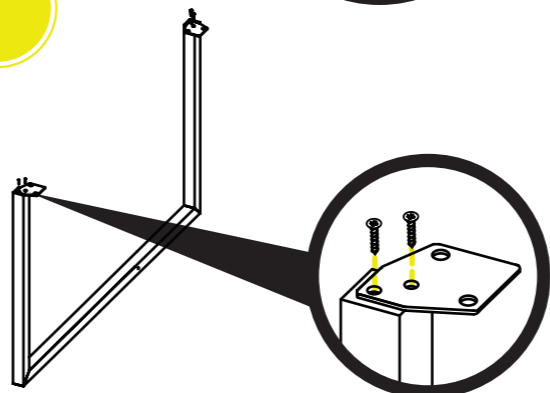
Clean with a soft cloth or sponge using a mild detergent, such as dish soap, and warm water. Wipe completely dry with a soft cloth.



1

Assemble on carpet or protective mat

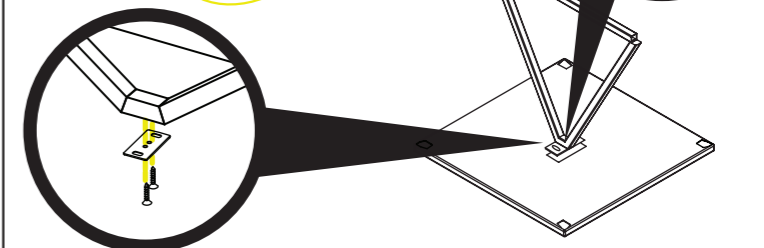
x8  
1214



2

Partially tighten bolts.

x1  
9017  
x2  
1214  
x2  
1074  
x2  
3009

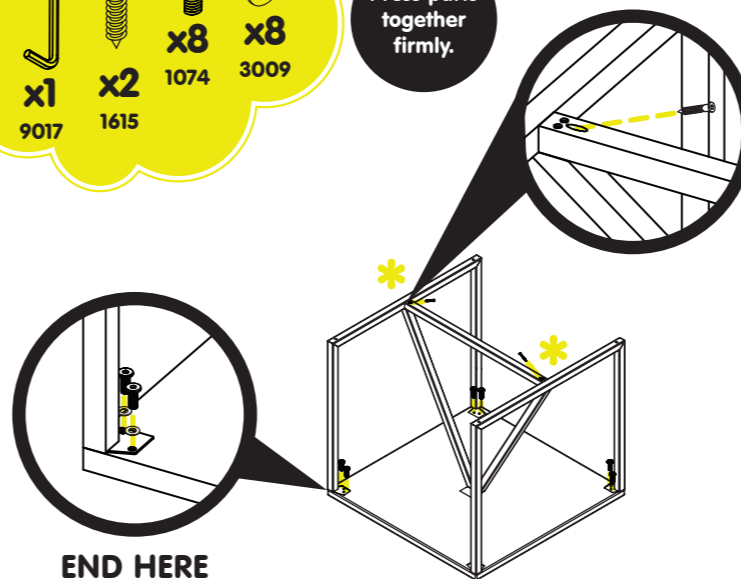


3

Press parts together firmly.

START HERE

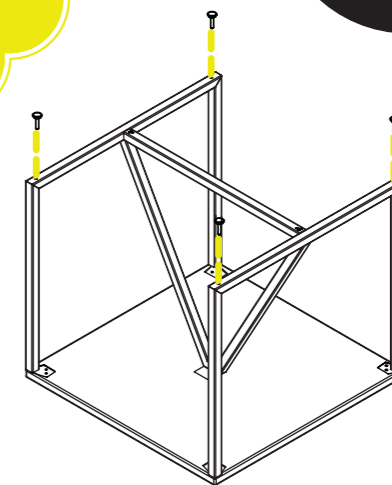
x1  
9017  
x2  
1615  
x8  
1074  
x8  
3009



4

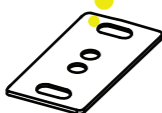
Finish tightening all bolts before using product.

x4  
4003

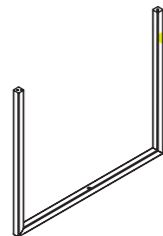


## PARTS

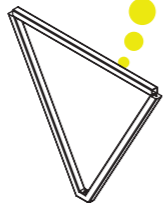
x1



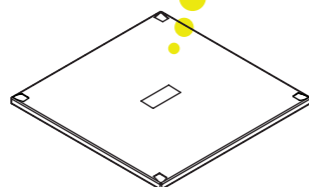
x2



x1



x1



x4

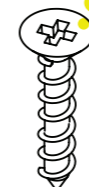


## HARDWARE

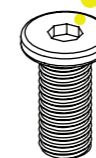
x10  
3009



x10  
1214



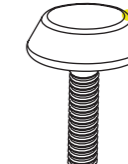
x10  
1074



x2  
1615



x4  
4003



x1  
9017

