



Carry Firewood Carrier



DESIGNED IN 2020

ASSEMBLY NOTES | REV 00



NEED A HAND?

Contact us at service@bludot.com or
844.425.8368 for assistance.

@BLUDOT

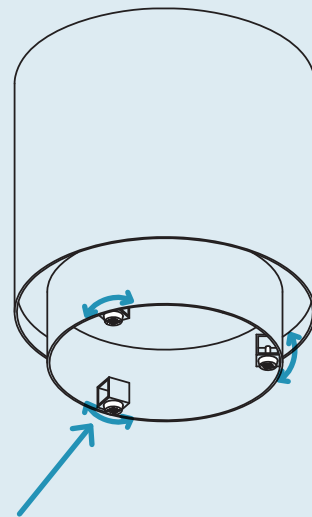
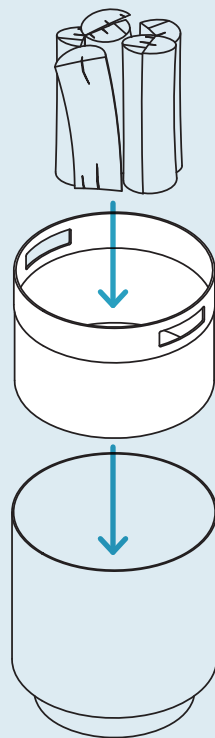
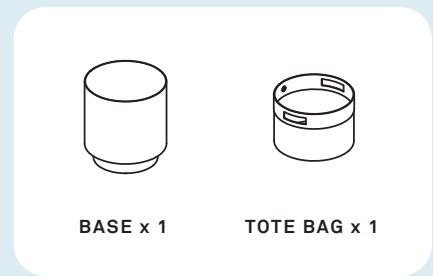
We design all our pieces in our Minneapolis studio. Follow
along on Instagram for some sneak peeks into the process.

Step 01

PLACE THE TOTE BAG INTO THE BASE.

Use the tote bag to conveniently transport your firewood.

Store the tote bag and wood in the base as shown.



Level the Base.

If necessary, level the base by twisting the adjustable glides on the bottom.

Additional Information

CLEAN

Do not use abrasive cleaners on metal as it may damage the finish. Clean with a slightly damp, soft cloth. To remove dirt and fingerprints, use a quality cleaner formulated for metal furniture. Vacuum your upholstery regularly. For leather furniture dust regularly with a dry cloth.

SPILLS

Act quickly with spills. Absorb the spill with a clean white cloth or paper towel. Never rub the surface. Do not use water or other liquids to clean, as they may cause stains. Consult a commercial cleaning specialist for removal of stubborn stains.

AVOID

Tote bag is for indoor use only. Keep furniture out of direct sunlight and away from heat sources; excessive exposure to sunlight may cause color fading. For snags in the fabric, tuck loose threads into fabric or carefully push to reverse side. Never pull out or cut off loose threads.

