



Beau Floor Lamp

DESIGNED IN 2017

ASSEMBLY NOTES | REV 00



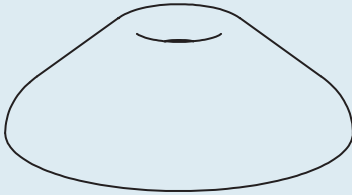
GIVES GOOD SHADE.

A genteel steel shade and stalk rise from a rounded marble base. Turn on and off with the touch of a hand. With three levels of brightness to set the mood.

NEED A HAND?


Contact us at service@bludot.com or **844.425.8368** for assistance.

Parts & Hardware



QTY _____ 1

Shade



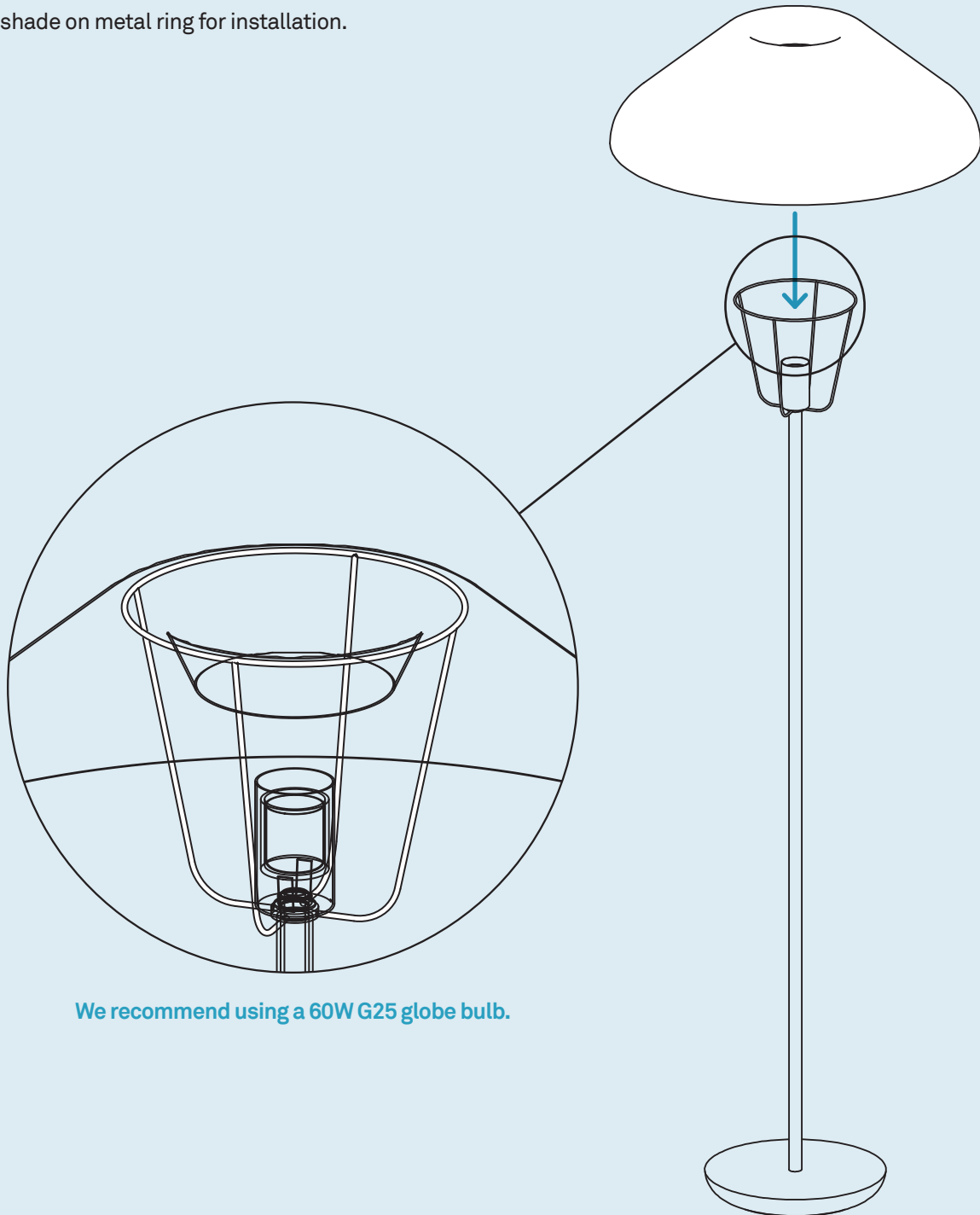
QTY _____ 1

Base

Step 01

INSTALL SHADE.

Place shade on metal ring for installation.



We recommend using a 60W G25 globe bulb.

Additional Information

NOTE

A light bulb is provided. We recommend using a 60W G25 globe bulb.

CLEAN

Unplug lamp prior to cleaning. Clean with a slightly damp, soft cloth. To remove dirt and fingerprints, use a quality cleaner formulated for painted metal surfaces. Do not use abrasive cleaners.

